







Gating Criteria

Updated 9.15..2020



Embracing Today. Preparing for Tomorrow.

LEARNING	 On-Site	 In-person or Remote PreK K-5	 Hybrid 6-12	 Hybrid or Remote PreK-5	 Remote 6-12	 Remote
SCHOOL ACTIVITIES	Allowed: On-Site following Navigating Change guidelines. Facilities should limit capacity to allow for 6' social distancing.	No all-school activities. Small, stable group activities limited; masks & social distancing required; Conditioning/ practice may continue with modifications No high risk activities. No group travel.	Remote	Remote	Remote	
SPECTATORS AUDIENCE		Allowed: Distancing by household groups; masked if indoors. 6' social distancing required; total group numbers limited per guidelines	Remote	Remote	Remote	
VISITOR ACCESS		Limited: by appointment; masks and social distancing required; building access requirements must be met	Extremely limited: by appointment; masks and social distancing required; building access requirements must be met	None Allowed	None Allowed	
PLAYGROUNDS TENNIS COURTS TRACK, ETC.		Open: Capacity to allow for 6' social distancing; total group numbers limited per guidelines	Open: Capacity to allow for 6' social distancing; masks required if less than 6' social distance maintained; total group numbers limited per guidelines	Closed	Closed	
STAFF ACCESS		Full Access: Building access requirements must be met; maintain all health parameters	Limited access: Building access requirements must be met; maintain all health parameters	Limited access: admin. approval required; staff work in teams; building access and health parameters must be met	None Allowed	
STAFF WORK RELATED TRAVEL		Limited: with superintendent approval	None Allowed	None Allowed	None Allowed	
FACILITY RENTALS & RESERVATIONS		Limited: Outdoor with approval; total group numbers limited; must follow all related guidelines	Closed	Closed	Closed	



NOTE: The following recommendations are subject to change by actions of federal, state, county, or local authorities.

GATING CRITERIA:

CRITERIA CATEGORY	ADDITIONAL GATING CRITERIA	GREEN	YELLOW	ORANGE	RED
*BUILDING	<u>Student Absenteeism</u> based on building level Average Daily Attendance=95%	100% - 92%	91.9%-89%	88.9% – 86%	≤ 85.9%
COMMUNITY PERCENT POSITIVE RATE	<u>Two Week County Percent Positive Case Rate</u> (positive test %/all tests performed)	≤ 5%	5.1-9.9%	10-14.9 %	≥ 15%
**COMMUNITY CUMULATIVE RATE	<u>Two Week Cumulative County Incidence Rate</u> (new cases per 100K over prior 2 weeks)	0-50 new cases	51-100 new cases	101-150 new cases	≥ 151 new cases
COMMUNITY TREND DATA	<u>Trending County Incidence Rate</u> (trends in numbers of positive cases)	Decreasing	Stable	Stable	Increasing
COMMUNITY HOSPITAL CAPACITY	<u>Local/Referring Hospital Capacity</u> (remaining availability of total hospital beds)	≥ 30% available capacity	29.9-20% available capacity	19.9-10% available capacity	< 10% available capacity

*increase of absenteeism rate should trigger conversation with local health officials regarding next steps.

**for example, 15 cases for 50,000 would equal 30 per 100K or another example 1 case for 4,000 would equal 25 per 100K